

For experienced LEGO® builders
**EXPERT BUILDER
SETS**



9 years & up



NEW! LEGO® Expert Builder Sets...

All the precision and realism experts demand.

LEGO® Expert Builder Sets provide an exciting new category for experienced builders and collectors alike. Each set contains specific instructions to build several models, plus the unlimited challenge of new LEGO® building components.

There are many new components developed especially for LEGO® Expert Builder Sets. These new ele-

ments allow the builder to create models that closely resemble the real world with working pistons, gear wheels, universal joints and more. There are also new large wheels and a powerful, battery driven motor, as well as special girder-like beams. Yet they all fit together with regular LEGO® bricks to give your collection a whole new dimension.

With the new Expert Builder Sets, you can discover for yourself the operating principles of such things as car engines, steering mechanisms and helicopters. Working models of these and many more alternatives can be constructed with the basic Expert Builder Sets. There is no end to LEGO®.





LEGO® Auto Chassis 956

Imagine building an auto chassis almost 2 feet long that has realistic working pistons, first and second gears, a complete steering system and adjustable seats. That's the satisfaction and challenge you will find in building this model from the detailed construction plans included. For the advanced builder with a real interest in how things work, LEGO® Expert Builder Set 956 is the answer.

With this Expert Builder Set, you can also construct many other action models including a jeep, dragster, truck and working model of a lathe.





LEGO® Sky Copter 954

Learn all about the operating principles of a real helicopter as you construct this realistic model from the detailed construction plans. You'll find out that not only do the rotors revolve, but you can even adjust the pitch of the blades by a control lever - just like a pilot does to hover or move forward.

With this Expert Builder Set, you can also construct many other models including a biplane, sports plane, radar screen, mobile ladder and windmill.





LEGO® Farm Tractor 952

Tractors have to do many jobs and this versatile model is designed to meet all of the different needs of modern farming. You can build a variety of farm implements-plows, harrows, hay turners, and make them all operate by connecting them to the back axle. But it's not only the farming implements you can change, for the tractor itself can be modified into new and different things. For the ingenious model builder, there's always a new challenge.

With this Expert Builder Set, you can also construct many other models including a steam roller, combine harvester, steam hammer and power saw.





LEGO® Go-Cart 948

Build and live the excitement of Go-Cart racing with this stripped-down functional model featuring a 2-stroke engine, and a rack and pinion steering system found on the most up-to-date racing machines.

With this Expert Builder Set, you can also construct many other models including two motorcycles, (one with a side car) and a racing shop tire changer.






LEGO Power Pack 960

Build this versatile 4.5 volt motor into your models for added realism and excitement. The new unit is much smaller than the regular LEGO® motor, and provides many more building possibilities.


The technical information leaflet supplied with this supplementary set explains how the motor operates and provides detailed illustrations on how to use the motor to transfer power through the different types of gears included.


The pictures below illustrate how the Power Pack can be used to motorize the 954 Sky Copter and the 956 Auto Chassis.

954 Sky Copter



956 Auto Chassis





LEGO® Parts Pack 961

Once you have discovered the fascination of building with LEGO® Expert Builder Sets, you will want still more range and freedom for precision construction.

This supplementary set contains many of the new precision components including connector pegs and piston heads, gear wheels, a crown wheel, special girder beams, a universal joint, and lots more.



**Expert Builder Sets...
for experienced LEGO® builders 9 years & up**