

10 p

A vintage advertisement for the LEGO & DUPLO Catalogue '83. The central focus is a large red square containing the word "LEGO" in its iconic white, bold, rounded font with a thick black outline and a yellow drop shadow. A registered trademark symbol (®) is positioned to the right of the "O". Surrounding this central graphic are seven children of various ages, from a crawling baby to a young boy, all smiling and looking towards the camera. They are dressed in casual, everyday clothing of the early 1980s. The background is a plain, light-colored surface. In the top right corner, a circular badge contains the text "10 p". At the bottom, the title "LEGO & DUPLO Catalogue '83" is printed in a bold, black, sans-serif font. A small logo and the text "New D63" are visible in the bottom left corner.

**LEGO**®

**LEGO® & DUPLO Catalogue '83**




## **DUPLO and LEGO® toys. From 0 to 14 years**

Small children discover themselves and the world around by playing. DUPLO toys from 0 to 5 years are designed to let small children play and discover the world in a fun way.

LEGO® Sets are for children from 3 years. Different lines for different children and ages. LEGO Sets for small children focus on easy building, playing and pretending. LEGO Sets for older children allow realistic construction, more difficult and demanding building.

The assortment survey on the right shows DUPLO and LEGO lines with recommended ages. For detailed information see the pages for each line. All sets are age-marked for your guidance.



## Baby Toys Building Sets Play Sets

0-5 years

The DUPLO range consists of rattles, building blocks, people and large special pieces for cranes and trains. In bright colours and with rounded corners. All pieces can be fitted together. DUPLO toys stimulate children's activities, senses and imagination. Page 4.



## Basic Sets

3-12 years

Free, creative building Basic Sets come designed for 3 age groups: Basic Starter Sets from 3 years, Basic Sets from 5 years and Advanced Basic Sets from 7 years. They contain a balanced selection of varied LEGO® pieces to give the widest possible scope to the imagination. All show a variety of models on the box to give stimulating building ideas. Page 10.



## Fabuland

3-7 years

FABULAND® sets contain fun animal figures and large units complete with doors and windows. Standard LEGO bricks and story books are also included. The large units make building quick and easy so that the characters can move in and start to live out their adventures. Page 16.



## Ships

5-12 years

Build your own ship. It will sail on the floor, or float in the bath - or even the sea!  
The ships have working parts for added play. Page 19.



## LEGOLAND

5-12 years

LEGOLAND® Town and Space Sets. Scale models to build and collect. The LEGOLAND range includes low priced packs as well as bigger models. All models are to the same scale so children can build up a complete LEGOLAND Town or Space scene. Page 20.



## Railways

6-14 years

Trains you build yourself. From the simplest push along train, through battery operated ones, right up to electric train sets with lights and remote controlled points. Page 26.



## Technic

7-14 years


Detailed working models for the mechanically minded. Models that work as in real life with gears, pistons, power transmission etc. Simpler models for the young, really challenging ones for builders over 10 years. Page 32.



## Spare Service

3-14 years

If you lose a special part or want an extra one, then the Spares Service offers you the possibility of sending for more than 100 different components. Page 35.



## The fun way for little fingers to learn

A child begins to play almost from birth. Because through play children develop skills and senses.

Development is very rapid during the first years. So the toys you give your child should be flexible enough to adapt to this development.

DUPLO toys encourage children to investigate and discover. The toys can be used in new ways along with your child's discoveries. They can be built together and offer new stimulation all the time.

DUPLO toys are age marked and start at 3 months.



From 3 months

## The very first toys

The purpose of babies' play is to get to know and understand the world around them. By feeling, listening and watching. Babies love bright colours. Red and yellow are preferred. DUPLO rattles and baby toys are made in colours which babies respond to. The toys have sounds and different shapes and functions for small hands to discover.


Spinning Rattle Set. The platform spins easily but doesn't run away. Can be used as a building platform or as a push toy. The big DUPLO bricks can be added later on.




2015  
Ball Rattle-Teether. Soft rounded forms, two-hand grip. Ball rotates and rattles



2023  
Flower Rattle-Teether. Easy-to-grip form. Disc moves with click-clack sounds



2024  
Duck Rattle-Teether. Easy-to-handle, two-hand rattle. Ball rotates and rattles. Eyes move. Beak ideal for teething



2037  
Spinning Rattle Set. Bottom spins and rattles but stays close to the child. Face of separate rattle turns and clicks



2038  
Bath Activity Set. See below

The Bath Activity Set has a floating base and a separate fish rattle. Spinning barrels, a plunger button and a clicking knob add to the fun.




1-5 years



## Put together. Take apart

Children at about 1 year begin to be increasingly aware and inquisitive – always on the look-out for new possibilities. DUPLO Building Sets contain big DUPLO bricks as well as platforms with wheels and push-and-pull toys, with sound and movement. All of which can be built together giving your child lots of opportunities for discovering new things all the time.



2053  
Bumper Pull-Toy. Can be pulled or pushed with a nice rattle sound



2056  
Rocker Pull-Toy. When it moves the platform rocks back and forth. Turn it upside down and it rocks



2370  
Building Set  
2360  
Building Set

2340  
Building Set  
2350  
Building Set

2308  
DUPLO bricks  
2306  
DUPLO bricks

2330  
Building Set

2-5 years




## Playing as in real life

When your child is about 2 to 3 years old its way of playing changes. It tries to understand the adult world, and this is reflected in its play. Your child imitates. Plays "Mum and dad". Plays "Car" and needs toys which look like the "real" world. DUPLO Play Sets are realistic toys, like "Farm", "School", "Shop". All of which let the little child act out the things it knows from reality.



**2645**  
School and Bus. The blackboard has interchangeable pictures. The school bell rings and the clock has hands that move



**2644**  
Service Station. Special bricks build the forecourt and the pump clicks when turned



**2642**  
Living Room. Complete with four figures and furniture



**2640**  
Supermarket. With shelves of goods and a check-out till that rings



**033**  
Farm Animals. With windmill that turns around




**041**  
Play House. Use it as a house, a building base, or storage box

2-5 years




## Toys that go round. Drive. Work. And look different every day

The new DUPLO Play Train has lots of exciting play possibilities. With locomotive, tipper wagons and new play figures. Locomotive and wagons can be taken apart and rebuilt differently. You can get extra track to make up a big circuit. The crane can lift, turn and has sounds. The crane elements look very realistic and can be combined in many different ways. The end-tipper from the crane set can dump the load by tipping the platform.



045  
Play Farm. Includes all the ingredients for building and playing with a farm



2648  
House with Garage. One half furnished with beds and table, the other has a car and big double doors



2646  
Play Crane and Truck. The crane rotates to load bricks in a skip which tips them into the lorry



2622  
Little Plane. With propeller that rotates



2620  
Sports Car with driver




2623  
Delivery Van. Load up the groceries and off on your rounds



2635  
Fire Engine. The ladder can be raised and lowered



2627  
Car and Horse Box. The cowboy can also ride the horse



534  
Bath-toy Boat



The crane can lift and load the truck.





**2634**  
Tipper Lorry. A sturdy end-tipper. The new play figure can also handle the shovel



**2711**  
Play Train track (straight). Four pieces, easily connected



**2712**  
Play Train track (curved). Four pieces, makes a 1/2 circle



**2700**  
Play Train with track. The crane can lift bricks. The tipper waggon can be emptied. And the rails are easy to put together



**2705**  
Play Train (without track). An appealing push-train. Run it on the floor or add rails if desired





**LEGO**

**3-12 years**

## Basic Sets







322, 333, 355, 366  
Basic Sets from 3 years. Include bricks, wheels, windows.  
Larger sets also include figures, and trees

Truck with tree.  
Built by 3-year old  
LEGO builder.



### Basic Starter Sets. From 3 years

The very best way to introduce your child to LEGO® play. A balanced selection of colorful pieces. For building, rebuilding, and getting new ideas all the time.



From 5 years



## Basic Sets From 5 years

Basic Sets for the 5 year-olds contain elements which combine imaginative building with realistic details. These sets also include some building guides to spark the imagination.



**Delivery van**  
Built by 5-year-old LEGO builder with a wind-up motor.





544, 555, 566, 577, 599

Basic sets from 5 years. With bricks, wheels, doors, windows and figures. All sets include building ideas. Big sets 577 and 599 also include the wind-up motor




### 890. Wind-up motor

It's fun building a car. It's even more fun to build a car that drives on its own. The wind-up motor gives life to models. Complete with extra key.




7-12 years



## Advanced Basic Sets

At 7 years, building is not enough. Now the child wants to combine building with constructing and experimenting with working models.

Basic Sets for the 7 year-olds contain specialized items for realistic models. Like rotors, beams, gear wheels, and other elements which allow advanced and creative building. The Basic Set 744 even includes a battery motor.



**Tow truck**  
With special working features. Built by a 7 year-old.



**Basic sets from 7 years**  
722, 733, 744. For realistic building with wheels, cranes, rotors, gear wheels and much more. Building instructions for 5 models. Large set 744 of includes the battery motor and instructions for 5 motorized models.



**107**  
Battery motor For building into working models. With lever for forward/reverse control. Batteries not included




## 710 New Basic Set for children from 7 years

For building many realistic models, especially houses furnished with cupboard complete with opening doors and drawers and details like pots and pans.

★ New 1983 - Available September

# Supplementaries



## Need some more bricks?

If you are building a special model and need more bricks or plates in one colour then supplementary packs are for you. They are also an easy way to build-up your collection.

## Light up your models

You can even give your models lights in various colours with the lighting set 970. They work best with the battery box from the motor set 107.

## Get new ideas

The 84-page LEGO building book. With lots of ideas for new models.

## Stow it all away

The handy storage box is the easy way to keep your LEGO bricks sorted and in order, so you always know where to find them.



836  
Doors and windows



837  
Wheels,  
8 assorted  
pairs



970  
Lighting bricks  
with colour filters




820 822  
Red or blue  
plates



830 831 832 833 834  
Red, black, blue,  
white or yellow  
bricks



838 839  
Roof tiles  
22.5° or 45°



840 841 842

- 840 Baseplate, green, 32x32 studs
- 841 2 Building Plates, green/yellow 10x20 studs
- 842 2 Building Plates, red/blue 10x20 studs
- 843 Baseplate, grey, 48x48 studs



791  
Storage box



226  
LEGO Building Book, 84-pages

3-7 years

# Fabuland



## Stories to build

FABULAND® Sets for children from 3 years. A little society populated by friendly animal figures, who live in easy-to-build houses.

The animal figures each have their own name and personality. They all have tools or equipment that indicate their personality and role in society, which makes playing even more fun. Big building elements make it easy for young children to make a setting for their FABULAND stories.

The FABULAND figures are fun to collect. And are therefore sold separately to make collection easy.



3678

The story of The Noisy Neighbours. With Lionel Lion, the Mayor of FABULAND, Dr. Lucy Lamb, Edward Elephant and Harry Horse



3626

Roger Raccoon with his sports car, oil can and wrench



3637

Gertrude Goat with her painter's truck, ladder and paint pot



3627

Bonnie Rabbit has a truck laden with flowers




3638

Buster Bulldog and fire engine. Ladder turns, goes up and down



3672

The story of The Cooking Contest. Catherine Cat and Doctor Dog disagree over cooking. Mike Monkey restores peace



3669

The story of The Naughty Raccoon. Bulldogs Bertie and Barty have trouble with Ricky Raccoon



3667

The story of The Tasty Bread. With Freddy Fox and Patricia Piglet



3666

The story of The Lazy Mouse. Garage owner Billy Bear has trouble with Mortimer Mouse




3654

The story of The Flower Garden. Lisa Lamb's country cottage



Here are the FABULAND® figures sold specially for collecting. All with tools and equipment.



3781  
Maximillian Mouse,  
the handyman




3782  
Paul Parrot, the press  
photographer



3784  
Hugo Hog, the tinker  
with his cart




3786  
Boris Bulldog,  
the postman



Hannah Hippopotamus is head  
gardener. She has a rotating  
mower, wheelbarrow, flowers and  
her rake and shovel.

3-7 years




Storybook

## The story inside the bigger sets

Each of the bigger FABULAND® sets includes a read-aloud story about the animals. This story is also an easy-to-follow building guide, as these sample pictures show.

The story is ideal for reading aloud. And it has lots of colourful pictures for the child to enjoy.



3787  
Hannah Hippopotamus, the head gardener of FABULAND



3788  
Paulette Poodle in her living room



3701  
Charlie Cat with his fishing rod and frying pan



3703  
Peter Pig the cook with his soup pot and ladle



3704  
Majorie Mouse, the little housewife with her vacuum cleaner



3706  
Ernie Elephant, the street sweeper with his broom



3707  
Clara Cow with her gardening tools



3708  
Robby Rabbit, the baker's boy



3709  
Henry Horse, the carpenter



3710  
Peter Panda takes a bath

Here are the FABULAND® figures sold specially for collecting. All with tools and equipment.

★ New 1983 - Available June

5-12 years

# Ships



## Ship Ahoy!

LEGO® Ships are made for sailing. They sail all waters. Imaginary as well as real. Including bathtubs. They are also made for building and rebuilding. There are working parts, like hoists and winches. And a full crew.

The fire-chief of the fire fighting vessel. Ready to fight fires with his hose.



**4025**  
Fire fighting ship. Well equipped with foam guns and water guns, axes and oxygen tanks. Two firemen and a captain form the crew



**4015** Freighter.  
The midsection has a loading hold with hatch cover. The crane can load and unload the cargo



**4005**  
Ocean going tug. There is a tow line with hook and equipment for the captain like a "walkie talkie" and a wrench

5-12 years

# LEGOLAND®



## The town where you alone decide

LEGOLAND® Town. The exciting collecting line for building up your very own town. Novelties this year include the impressive new police station. With new sliding doors for speedy turn-outs, and a new police motorbike. All LEGOLAND Sets include building instructions.



6650 Fire truck. Fireman and hose ready for action



6651 Post Office van. With postman to empty the post box and deliver letters



6652 Dumper. A 6-wheeled heavy-duty dumper and driver



6382 Fire station. Two fire engines with roll-out hoses. Double-length ladder for rescue actions high up. Sliding doors to garages. Furnished office and room for crew inside



6371 Service station. With working car hoist for repairing cars. New motorbike and 3 lane roadway



6384 Police station. With car, helicopter and new motorbike. New transparent blue skylight, siren, sliding door and "search light". Cockpit of helicopter opens. Building contains office and jail for suspects



6372 Villa. Furnished kitchen and sitting room on ground floor. Bedroom upstairs. Barbecue in the garden



6374 Holiday home. With new sliding patio roof. Kitchen, sitting room and bedroom upstairs. Grill in garden. New skylight window opens



6678  
Excavator. With rotating cab and crane  
jib. Spring-loaded grab



6680  
Ambulance with stretcher and 2 bearers



6683  
Hamburger stall. With chef and customer

No town is complete without a  
hamburger stall.  
Including LEGOLAND® Town.



5-12 years



## Real roads for a real town

What is a town without streets? The LEGOLAND® roadplates give your town not only streets, but also pedestrian crossings and lots of space for buildings, roadsigns, trees and much more.

There are 4 different roadplates for realistic town-planning.



6000  
LEGOLAND Ideas Book  
84-pages of building  
and play ideas.



6362  
Post Office. With counter, sorting room, letter box and postman



6363  
Repair shop. With car hoist and tools plus tow truck



6623  
Police car with "lights" on top and driver



6364  
Medical centre. With office and doctor's room, nurse, car and doctor



6365  
Cottage. With kitchen, sitting room and sunshade in the garden



6624  
Parcels Van. The rear door lifts to receive goods



6690  
Fire hoist with lift on turntable and 2 firemen



6654  
Motorbike transporter with new speedway motorbike and rider



6653  
Motorway maintenance. With emergency "lights" and traffic signs



6691  
Red Cross helicopter with 2 pilots and stretcher




6692  
Articulated Lorry. Cab tips forward for repairs. Trailer uncouples




6305  
Trees and flowers




6306  
Road signs




300  
2 Roadplates  
T junction



301  
2 Roadplates  
Curves



302  
2 Roadplates  
Straight roads




6304  
2 Cross roads

5-12 years



## Raise the Drawbridge!


With its towers, drawbridge, knights, horsemen and horses, this castle gives a real opportunity for heroic battles and noble deeds.



375  
LEGOLAND Castle. With 14 Knights,  
4 on horseback



6629  
Red Cross car with nurse




6681  
Police Van. With road cones and barrier



6685  
Fire helicopter. For fighting fires from the air




6302  
6 LEGOLAND People



6628  
Tow truck with hook




6630  
Digger with driver and tools



6606  
Road works barrow with road cones and barriers



6607  
Street cleaning car to keep LEGOLAND Town tidy



6608  
Tractor and driver



6611  
Fire Chief's car with walkie-talkie

5-12 years

# LEGOLAND®



## Beyond the stars...

With LEGOLAND® Space you can launch your own adventures in outer space. You can land on distant planets, send out the astronauts in surface-going explorer vehicles, or probe even more remote planets in the new 3 stage Starship.

## Look! Planet craters

Planets have strange, cratered surfaces. You can create your own planet-scape with the special LEGOLAND Space baseplates.



6970  
Command centre. With launching pad, control panel, monorail and 4 astronauts ready to explore distant planets



6930  
Mission Control Centre. With control room, hinged roof and landing pads for 2 space scooters. Vehicles can drive right under the landing pad



6980  
Starship "Explorer".  
Huge 3-stage spaceship with mothership, space lab and transport unit



6950  
X15 satellite launcher. With instrument panel, launch gantry, 2 astronauts and go-anywhere wheel bogies



6929  
Space transporter. Separate container unit stowed in back behind swing gates. Cockpit opens from top. Adjustable "droop snoot" nose cone



928  
Space cruiser. With Space baseplates, radar control and astronauts. Space cruiser has transparent, hinged, cockpit cover for EVA (Extra Vehicular Activity)



6927  
Mobile tracking station. With separate lab which is de-coupled by swinging rocket engines aside. Roof can be opened



New 1983 - Available February





**6803**  
Space patrol craft.  
Astronaut with camera



The new Mission Control Centre is built on these new strut units which have all sorts of uses in other models too.



**6801**  
Space Scooter.  
The astronaut has a walkie-talkie



**6842**  
Inspection spacecraft.  
For quick inspection of unknown planets




**6844**  
Explorer vehicle. With metal detector and parabolic scanner



**6701**  
6 Astronauts with scientific equipment



**305**  
Crater plates (2).  
Four make a complete crater



**306**  
Baseplates with landing strips for spaceships



**6890**  
Explorer & shuttle. Shuttle docks in orbiting Delta Craft. Cockpit cover hinges



**6860**  
Mercury Surveyor with articulated grabs for collecting samples. And 12 wheels.



**886**  
Space buggy.  
All purpose, one-man vehicle



**6821**  
Lunar rock collector with jointed grab for collecting samples



**6822**  
Space grab. Powered sledge with jointed grab



**6823**  
Survey vehicle. With metal detector and storage unit



**897**  
Mobile rocket launcher. With orbiting satellite and radar tracking



**6870**  
Spacecraft launcher. With launching ramp for one-man spaceship


6-14 years

# Railways



## 4.5-volt Battery powered trains


A whole world of exciting trains, layouts and functions. A rail system which fits with your LEGOLAND® models. You can start your collection with a 4.5 volt battery operated train, adding rails, points, signals, stations, people and extra rolling stock as desired.



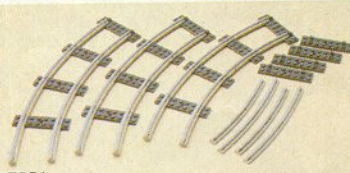
7720 Battery train set. Diesel locomotive with 3 waggons, inc. battery wagon. Track 70x95 cm, 3 figures, truck, platform, crossing, signal and shunt posts for change of direction. Can be turned into electric train by adding 12 volt motor, transformer and conductor rails. Building instructions for main and extra models




7710 Train set without motor. Locomotive and 2 coaches, 5 figures, platform and track (70x95 cm). Battery or electric motors can be added. Building instructions for main and extra model




7850 Straight rails.  
16 rails + 16 sleepers = 100 cms



7851 Curved rails.  
16 rails + 16 sleepers = half circle




7852 Points. 1 left + 1 right. For train without motor and battery train



7853 Crossing. For train without motor and battery train




Change the signal and the train stops automatically.




Automatic shunting. A trip post flicks the switch from forward to reverse.





### Get battery power:

The train without motor is simply changed into a battery train by adding the 4.5-volt motor (No. 107. Page 14) like this:



In the same way a battery train or train without motor is turned into an electric train by adding the 12-volt motor and transformer and conductor rails. (Nos. 7865, 7864, 7854 and 7855. Page 29 and 30).

The magnetic coupling system is very simple because the magnets turn themselves automatically to the right position.




8-14 years




## 12 volt Electric Trains

The 12 volt electric LEGO® train system offers all the technical excitements and fascinating details you can imagine.


Remote control switch panels for points, signals and the new level crossing simply clip onto the LEGO transformer No. 7864. The trains have passengers inside, head and tail lights for station platforms too.




7858  
Remote controlled point, right,  
for electric trains



7859  
Remote controlled point, left,  
for electric trains



7860  
Remote controlled signal with coloured  
lights and isolating track




The track system clips together so firmly that you can hang it on the wall when not in use.



7740  
Electric Inter-City train set  
with locomotive and 2 coaches. Platform, track (70x108 cm),  
10 figures. Figures can be placed in coaches through roof. Doors can be opened.  
Locomotive has head- and tail lights. Building instructions for main and extra model

## Night trains


Locomotives and coaches can be illuminated. Simply by building light conductors and light bricks into the model like this:




Lamp posts, stations and houses are also lit by simply connecting light bricks to the 12 volt transformer.



**7861**  
Electric lighting set (12 volt).  
For locomotives and coaches.




**7864**  
12 volt transformer/controller. (Can also be used with TECHNIC 12 volt motor No. 880. Page, 34).



**7862**  
Remote controlled decoupling for electric trains




**7865**  
Electric train motor (12 volt) with pick-up shoes. Can be built into train without motor and battery trains



**7863**  
Electric remote controlled points motor for 7856 points only



**7755**  
Electric Diesel locomotive. Doors open.  
Roof lifts so figure can be placed inside. Lanterns at front and back can be turned so red or white light matches direction of the train



**7721**  
Electric Goods Train Set. Steam locomotive. 2 flat bed waggons with 4 different loads. 1 goods wagon with new sliding doors and fork truck. Track 70x82 cm



**7725**  
Electric passenger train set.  
Passenger train with driver. Track 70x70 cm. Doors can be opened. Light can be added. Building instructions for main and extra model

8-14 years




7777

## More Railway ideas

The 84-page Railway ideas book gives lots of ideas and instructions for models and track layouts.

## Converting track for electric trains


Both battery and electric trains run on the same track system. For electric trains simply clip conductor rails down the middle like this:




7854  
8 straight conductor rails for electric trains. 100 cm




7855  
8 curved conductor rails for electric trains. 1 half circle





7856  
Points (1 left + 1 right) for electric train. Manually operated. For remote control add points motor 7863



7857  
Electric crossing




7866  
Remote controlled automatic level crossing. Barriers operated via remote control unit connected to transformer. When barriers are lowered the red light flashes



7867  
Lamp posts. With 4 electric lamps.  
For use with 12 volt transformer




7838  
Goods loading terminal. Waggon with 2 silos that tip to both sides.  
Crane that moves back and forth. 3 figures and control tower




7824  
Railway station. With ticket office, phone booth, coffee bar,  
control tower, waiting room and mailbox. Includes 9 figures



7834  
Level crossing. Built on LEGOLAND  
roadplate. With ordinary rails +  
conductor rails. Can be used for all  
kinds of trains



7814  
Breakdown crane with 2 figures.  
Crane rotates. Hook and jib go up  
and down




7819  
Mail van. With sorting office and storage room  
Pallet with parcels. 1 figure. Building instructions  
for main and extra model



7821  
Maintenance wagon.  
With lamp post and turntable platform. 2 figures.



7815  
Sleeping car. With 4 berths. The 2  
upper berths can be raised upright.  
Wash room between the 2 sleeping  
compartments, 2 figures.



7818  
Passenger coach with 2 figures. Doors can be  
opened and roof lifted. Building instructions for  
main and extra model

6-14 years

## Railway Accessories

All these sets can be used with all  
LEGO® trains, battery or electric.  
They add so much extra fun to  
your layout.



7-14 years

# Technic

## Discover the basics of engineering

TECHNIC Universal Sets offer a challenging construction system for building many working models. The beams, gears and other technical parts help you understand how things work in real life. The sets all include construction plans for 5 models. And from there your imagination can take over.

**NEW**



**8090**  
From 9 years and up. For building working models like a car with steering, suspension, piston engine and differential gear. Helicopter with rotorblade, or crane with working grab.

**8050**  
From 8 years and up. With battery motor for building into cars, helicopter, crane, robot etc.




**8030**  
From 7 years and up. An excellent entrance to the TECHNIC Programme. With lots of possibilities for building a car with steering, or mill with sails etc.

## TECHNIC Ideas book



**8888**  
100 pages of exciting working models.



These examples show some of the things you can do with TECHNIC elements. Long beams are connected side by side with special bushes for


strength. Rotary motion is transformed into a piston movement. A crown wheel transmits drive to two shafts via cogs.



New 1983 - Available September




9-14 years



**8860**  
Car chassis. With steering, adjustable seats, suspension, 4-cylinder box engine with fan, and differential gear. Building inst. for 2 models



**8846**  
Recovery vehicle with winch. Steering. Crane in back. Lift for wrecked cars. Differential gear. Building inst. for 2 models




**8859**  
Tractor. Piston-engine under lifting bonnet. Plough can be re-built as a harrow



**8848**  
Tipper lorry. With steering, tipper load with side flaps. Differential gear. Scoop can be turned into snow plough or harvester. Building inst. for 2 models



**8844**  
Helicopter. Working rotor and rear stabiliser. Retractable undercarriage. Building inst. also for a Gyrocopter



**8845**  
Beach buggy. With steering and springs. Building inst. for 2 models



**850**  
Fork lift truck. With separate steering on back wheels and working fork. Building inst. for 3 models



**854**  
Go-Kart. With steering and 1 cylinder rear engine. Building inst. for 3 models



**856**  
Bulldozer. With caterpillar tracks, working shovel. Building inst. for 3 models

## TECHNIC models

The TECHNIC programme offers a lot of exciting model sets. Once you've built a model you can take it apart and build something quite different.

All sets include building instruction for at least 2 models.

TECHNIC elements also fit with your LEGO® bricks, which give even more building possibilities.

7-14 years

## Make the most of your **TECHNIC** collection

Once you have built the **TECHNIC** models in your sets, you can get even more building possibilities by enlarging your collection with special items like a motor and gearwheels. These - and other **TECHNIC** elements - can be bought separately at your toy shop or from our Spares Service.

## The **TECHNIC** motors

You can power your working models with a special battery motor 8700 (batteries not included). Or, if you have a 12-volt transformer, you can use the **TECHNIC** electric motor 880.



8710  
TECHNIC elements

872  
Gear blocks. 2 gear blocks for easy gearing down of battery or electric motors by 1:20.

880  
12-volt electric motor. Can be used with LEGO transformer 7864











































8700  
Battery motor. Can be built into all models. Switch for forward/revers operation.

# LEGO® Spares Service

If you lose a special part or want an extra one this service can help you.

The selection shown here has the parts you will be most likely to want.

We cannot supply complete LEGO® sets, as these can only be bought from toy shops. But if you particularly need a component not shown here, just write to us, and we shall do our best to help you if we can.

<p>1124 £ 0.80 Digger bucket assembly</p> 	<p>1125 £ 1.25 Railway. 2 couplings</p> 	<p>1145 £ 0.70 Railway. 4 coupling rods and 2 slide valve castings</p> 	<p>1212 £ 0.95 2 rocket cones, nose cones and steering jets</p> 	<p>1225 £ 1.90 30 TECHNIC axles, assorted</p> 
<p>1126 £ 0.80 Crane grab assembly</p> 	<p>1138 £ 0.55 Railway. 8 rubber wheel rims</p> 	<p>1147 £ 0.70 Railway. Set of light filters, prisms and mounting brick</p> 	<p>1213 £ 0.95 5 radar dishes, assorted</p> 	<p>1226 £ 1.45 6 TECHNIC wheels with 4 small and 2 medium tyres</p> 
<p>1129 £ 6.35 Denim Spread Bag. Lies flat for playing on. A tug on drawstring scoops up bricks for easy storage</p> 	<p>1139 £ 1.75 Railway. 1 locomotive base with couplings</p> 	<p>1205 £ 0.60 2 Keys for wind-up motor</p> 	<p>1216 £ 1.25 4 gantry/girder assemblies</p> 	<p>1227 £ 1.70 14 TECHNIC gear wheels assorted inc. steering, crown and drive wheels.</p> 
<p>1101 £ 4.50 Replacement LEGOTRONIC power unit for 107 battery motor</p> 	<p>1110 £ 0.80 4 loco wheels for battery train only</p> 	<p>1130 £ 3.60 Binder with clear pockets for storing building instructions</p> 	<p>1140 £ 1.70 Railway. 2 lighting bricks, 12 volt electric</p> 	<p>1206 £ 0.95 10 round bricks, white</p> 
<p>1102 £ 0.45 4 bushes to hold wheels in motor</p> 	<p>1115 £ 0.90 Lighting brick for 4.5 volt battery</p> 	<p>1132 £ 0.50 4 tilting bearings for angling radar dishes etc.</p> 	<p>1141 £ 1.00 Railway. 2 wheel sets, red</p> 	<p>1207 £ 0.70 2 turntables, red</p> 
<p>1103 £ 2.65 Battery box</p> 	<p>1119 £ 0.45 2 piston assemblies for battery train only</p> 	<p>1133 £ 0.55 4 hinges</p> 	<p>1142 £ 1.00 Railway. 2 wheel sets, black</p> 	<p>1208 £ 1.20 16 inverted sloping bricks, assorted</p> 
<p>1104 £ 1.05 2 connector leads, 750 and 100-mm</p> 	<p>1121 £ 0.90 Propellers, wheels and rotor unit</p> 	<p>1134 £ 4.50 Railway battery tender</p> 	<p>1143 £ 1.10 Railway. 2 wheel sets large, red</p> 	<p>1209 £ 1.10 6 fences, 2 gates, red</p> 
<p>1105 £ 0.55 2 rubber crawler tracks</p> 	<p>1122 £ 0.60 1 big and 2 small hinges</p> 	<p>1135 £ 2.15 Railway. 3 metre wire and plugs (electric)</p> 	<p>1144 £ 0.90 Railway. 1 long carriage/wagon base</p> 	<p>1210 £ 0.80 Winch block and hook assembly</p> 
<p>1107 £ 1.75 Signal and shunting trip-posts for battery train only</p> 	<p>1123 £ 0.60 3 ball and socket couplings, one articulated joint</p> 	<p>1136 £ 1.45 Railway. 2 couplings, 2 buffer beams</p> 	<p>1145 £ 0.40 Railway. 1 bogie plate</p> 	<p>1211 £ 0.90 4 landing pads and angles</p> 
				<p>1228 £ 1.55 20 TECHNIC beams and plates, assorted, yellow</p> 
				<p>1229 £ 1.70 70 TECHNIC chain links</p> 
				<p>1230 £ 1.70 54 TECHNIC chain link tracks</p> 
				<p>1231 £ 2.50 2 TECHNIC wheels and tyres, large, 82-mm dia.</p> 
				<p>1232 £ 1.75 TECHNIC bushes, piston rods, toggle joints, half shafts, etc.</p> 